

MOVERS SPEAKING. Find the Differences

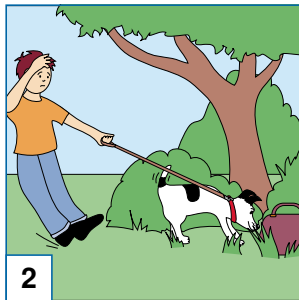
1

Movers Speaking

Summary of Procedures

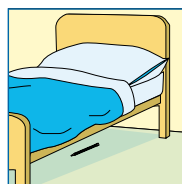
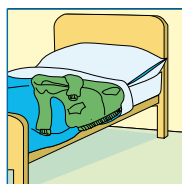
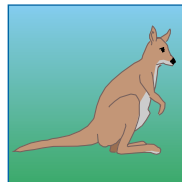


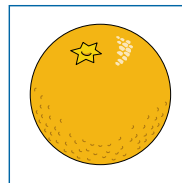


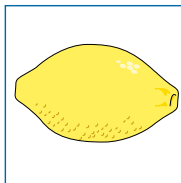
The usher introduces the child to the examiner. The examiner asks how old the child is.

- 1 The examiner asks the child to describe several differences between the two Find the Differences pictures, e.g. 'This is a bird but this is a cat.'
- 2 The examiner begins to tell the story prompted by the Picture Story pictures, e.g. 'Fred is sad. He can't play football. His ball is very old. His mum's saying, "Take the dog to the park."' The examiner then asks the child to continue with the story.
- 3 The examiner asks the child to choose one picture in each of the four Odd One Out sets, and to explain why it is the odd one out in that set, e.g. 'These are all animals, but this is a sweater.'
- 4 The examiner asks questions about the child, e.g. 'Who's the youngest in your family?'



MOVERS SPEAKING. Picture Story

2



MOVERS SPEAKING. Odd-One-Out

3